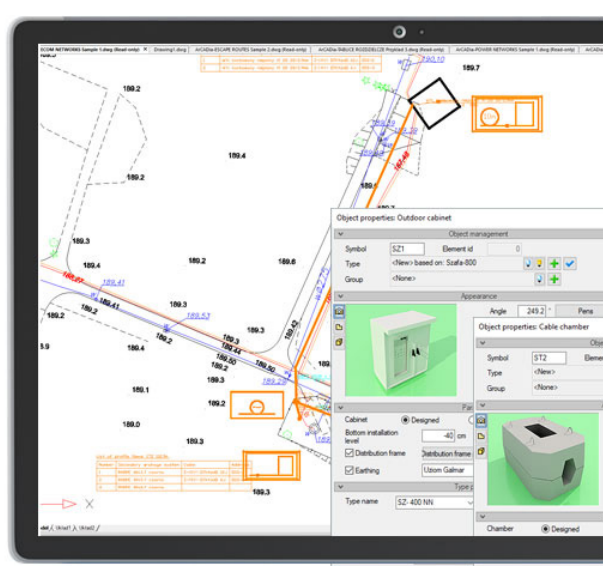


## ArCADia TELECOMMUNICATIONS NETWORK

Designs of external telecommunication networks.

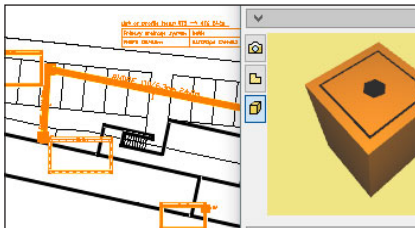


The ArCADia-TELECOMMUNICATION NETWORKS program enables the design of external telecommunications networks along the route: initial distribution frame (initial cable end: distribution frame, external cabinet, cable box) - telecommunication line route - end distribution frame (final cable ending of line: distribution frame, external cabinet, cable box, cable termination in a building), as well as any configuration of the network with its breakdown into selected components.

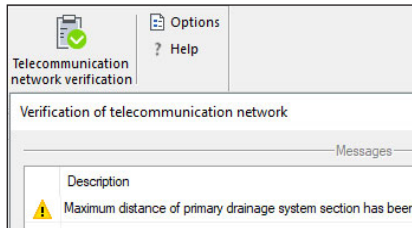
This module expands the capabilities of the ArCADia BIM program with advanced functions, which means that part of the building modelling options are available in the ArCADia BIM program:

**ArCADia LT, ArCADia, ArCADia PLUS**

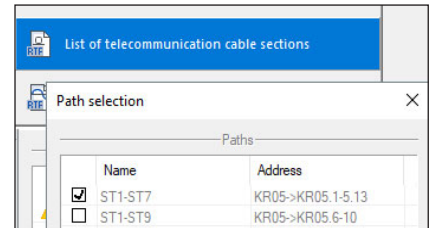
### Advanced features of The ArCADia-TELECOMMUNICATION NETWORKS module:



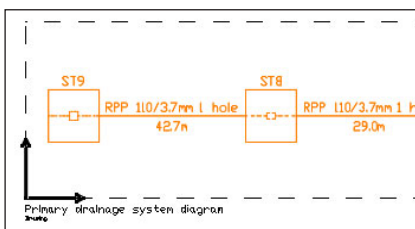
The design of primary and secondary underground cable systems, cable pipelines, overhead lines, fibre-optic and copper-media cables (including telecommunication and coaxial cables) using a proposed or defined existing telecommunication infrastructure.



Verification of the designed individual sections of a cable, a selected cable line and the connections of the remaining components of the design.



The generation of calculation reports, such as attenuation analysis, lists of cable sections, cable route description, listing of primary and secondary cable ducting system sections.



The generation of cable route diagrams, a primary cable ducting system diagram, cable pipeline, listing of project materials or selected line materials.

List of telecommunication network items			
Drawing	Name	Marking	Quantity
[Symbol]	Cable chamber SKR1 reinforced concrete two-part light single A15 designed	ST7 ST9	2 pcs
[Symbol]	Cable chamber SKR1 reinforced concrete two-part heavy normal B125 designed	ST3 ST8	2 pcs
[Symbol]	Cable chamber SKR1 reinforced concrete two-part heavy reinforced D400 designed	ST4-ST6	3 pcs
[Symbol]	Cable chamber SKR1 reinforced concrete two-part light single A15 designed	ST2	1 pcs

- A report for the selected object or a group of objects.
- The export of the bill of materials to cost estimate programs.