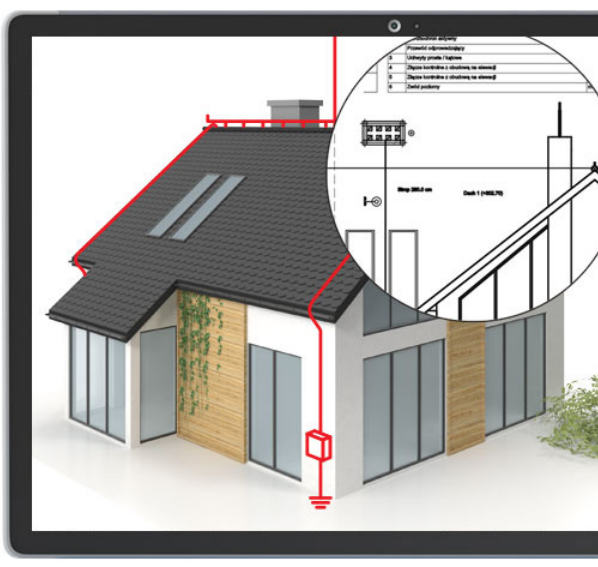




## ArCADia LIGHTNING PROTECTION

Design of the installation protecting the building against strong atmospheric discharges.




The ArCADia-LIGHTNING PROTECTION INSTALLATION allows to create an installation project to protect the building against a lightning discharge.

The project may cover both a single-family building security and the creation of a full lightning protection system in multi-family and public buildings. The program allows to create a project, check the correctness of its execution (connection of elements and closing of circuits), performs the necessary calculations in accordance with the applicable standards and allows to prepare a final report.

This module expands the capabilities of the ArCADia BIM program with advanced functions, which means that part of the building modelling options are available in the ArCADia BIM program:

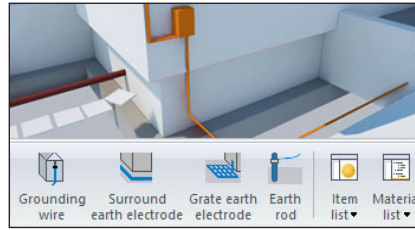
**ArCADia LT, ArCADia, ArCADia PLUS**

Advanced features of The ArCADia-LIGHTNING PROTECTION module:



THE ROOF AND BUILDING INSTALLATION

Entering the conducting cable on the roof slopes. Automatic cable outlet to the control connector. Possibility of inserting an air terminal.



THE INSTALLATION IN THE TERRAIN

Automatic connection of the control connector to the surround earth electrode, grate earth electrode or earth rod.

	Installati...	Location	Description
	I1	Roof	The installation design is correct
		Roof	Items unconnected to any path
		Outer terrain	Items unconnected to any path
		Roof	Items unconnected to any path

CALCULATION AND CONTROL OF PROJECT VALIDITY

Checking the correctness of the project and calculations of earth electrodes.

Item..	Name
Ungrouped	
1	Conducting cable
2	Control connector
3	Control connector housing for elev
4	Downlead

REPORTS AND LISTINGS

Creating lists of elements and materials used in the lightning protection installation.